




SUNGRACIA
TILES

Double **Charge** collection

600x
1200
mm

THE
ULTIMATE
TILE
DESTINATION



Double **Charge** | 600x
collection | 1200
mm

It is your
Ceramic



THE ART OF CREATING
A BALANCED
COMPOSITION
OF DESIGN,
COLOUR & VITALITY.

‘
ELEVATE
YOUR HOME
WITH
EVERY TILE

One of the cornerstones of Sungracia Tiles's vision is the constant pursuit of excellence in both process and product, in order to offer the highest quality ceramic tiles to customers and designers. For this we use the most advanced technologies in our fully automated and digitized facilities, combining production performance with respect for the environment and worker safety.

New lifestyles demand new products. Fresh priorities, such as those of the environment inside and outside homes, offices and public buildings, lead to the updating of the models for use of materials."

"Innovation becomes not merely an aim but the underlying motor of a new strategy, a unifying principle that brings together the most change-oriented forces both inside and outside firms.

600x
1200
mm



SUSTANAIBLE
DEVELOPMENT
WITH SUNGRACIA

ENHANCES
THE CERAMIC
INSERTS WITH
**A WEALTH OF
COLOURS &
SHADES**







**GLOSSY
FINISH**

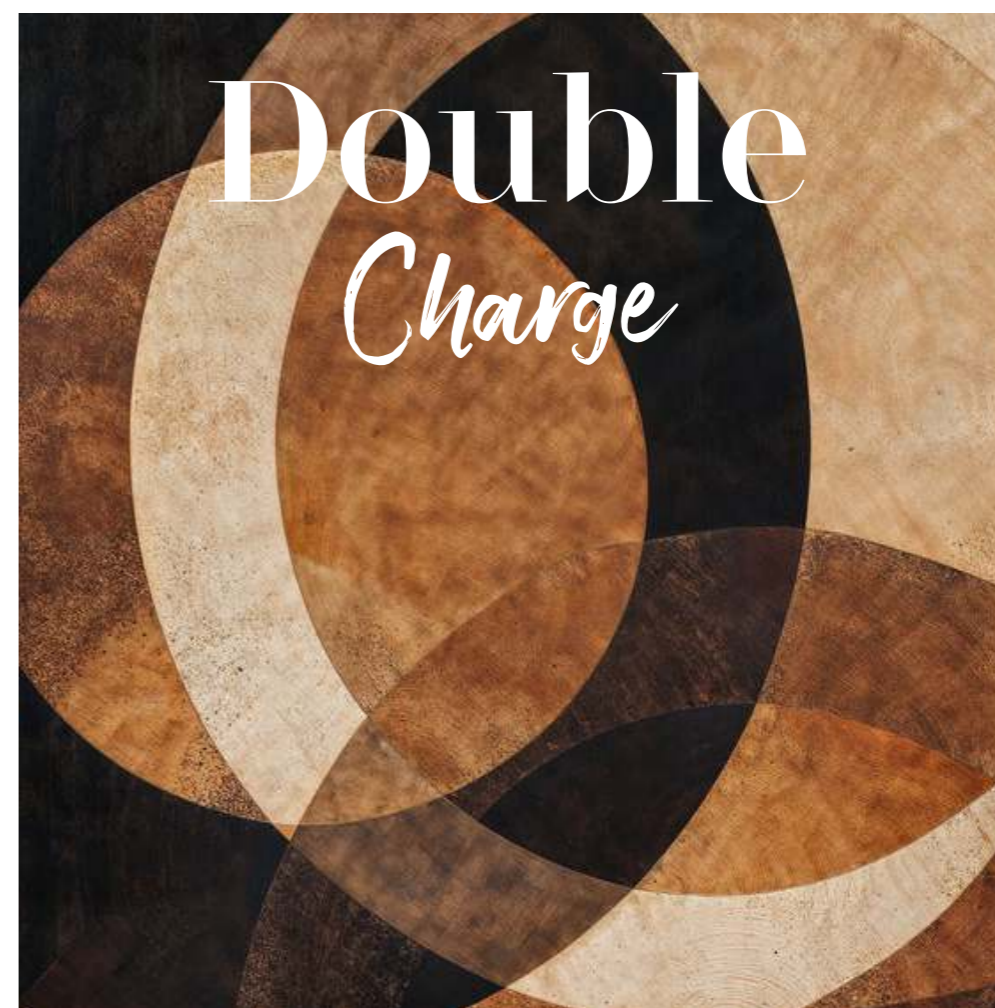
600x
1200
mm



SUNGRACIA
TILES

Advantages

-  LIGHTNESS
-  WATER PROOF
-  SCRATCH RESISTANCE
-  RECYCLED
-  LARGE FORMAT
-  100% NATURAL
-  UV RESISTANCE
-  SHOCK RESISTANCE
-  HYGIENIC
-  LOW TEMPERATURE RESISTANCE
-  HIGH TEMPERATURE RESISTANCE
-  STAIN REISITANCE



SUNGRACIA
TILES

ADVANTAGE & FEATURES

Nature, technology, science and design. Top quality ceramic surfaces by Sungracia Tiles are compact and impermeable, because they're made from pure minerals pressed and sintered at more than 1200°C. The best choice, for durability, safety, hygiene and beauty.



Versatile Size

Available in the grand size, the collection presents you with a perfect tiling solution to create seamless interiors.



Safe & Secure

Non-porous, hygienic, stain and scratch protected, the tiles from this collection are also ice and thermal shock-resistant.



Design Varieties



Available across a spectrum of patterns, the collection offers variety for all kinds of spaces and preferences.



More Sustainable

The collection is made from exceptionally durable and recyclable material, giving it an edge with its ecological and ecofriendliness.

USAGE POSSIBILITIES





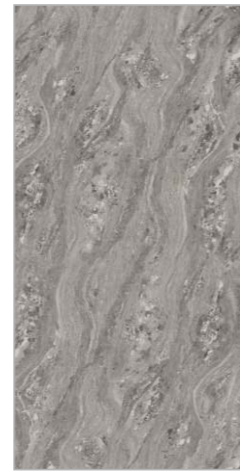
Amazon Beige



Amazon Bianco




Amazon Brown



Amazon Natural



Anglo Beige



Anglo Blue



Anglo Brown



Anglo Light




Lustro Beige



Lustro Bianco



Lustro Bronz




Lustro Silver




Marstone Beige



Marstone Bianco



Marstone Crema



Marstone Grey



Moca Crema



Moca Grey



Moca Natural



Strar Coffee




Strar Light



Twilight Blue



Twilight Brown



Twilight Crema



Twilight Natural



AMAZON BEIGE

Size : 600x1200mm | 60x120cm

Surface : Glossy

Faces : 1 Randoms

Thickness : 9mm (Approx)



AMAZON
BEIGE

Size : 600x1200mm | 60x120cm

Surface : Glossy

Faces : 1 Randoms

Thickness : 9mm (Approx)



AMAZON BIANCO

Size : 600x1200mm | 60x120cm

Surface : Glossy

Faces : 1 Randoms

Thickness : 9mm (Approx)




AMAZON BIANCO

Size : 600x1200mm | 60x120cm

Surface : Glossy

Faces : 1 Randoms

Thickness : 9mm (Approx)





DESIGN :
AMAZON BIANCO

WWW.SUNGRACIATILES.IN

AMAZON BROWN

Size : 600x1200mm | 60x120cm

Surface : Glossy

Faces : 1 Randoms

Thickness : 9mm (Approx)



AMAZON BROWN

Size : 600x1200mm | 60x120cm

Surface : Glossy

Faces : 1 Randoms

Thickness : 9mm (Approx)





DESIGN :
AMAZON BROWN

WWW.SUNGRACIATILES.IN

AMAZON NATURAL

Size : 600x1200mm | 60x120cm

Surface : Glossy

Faces : 1 Randoms

Thickness : 9mm (Approx)



AMAZON
NATURAL

Size : 600x1200mm | 60x120cm

Surface : Glossy

Faces : 1 Randoms

Thickness : 9mm (Approx)




ANGLO BEIGE

Size : 600x1200mm | 60x120cm

Surface : Glossy

Faces : 1 Randoms

Thickness : 9mm (Approx)




ANGLO
BEIGE

Size : 600x1200mm | 60x120cm

Surface : Glossy

Faces : 1 Randoms

Thickness : 9mm (Approx)





DESIGN :
ANGLO BEIGE

WWW.SUNGRACIATILES.IN


ANGLO BLUE

Size : 600x1200mm | 60x120cm

Surface : Glossy

Faces : 1 Randoms

Thickness : 9mm (Approx)




ANGLO
BLUE

Size : 600x1200mm | 60x120cm

Surface : Glossy

Faces : 1 Randoms

Thickness : 9mm (Approx)



ANGLO BROWN

Size : 600x1200mm | 60x120cm

Surface : Glossy

Faces : 1 Randoms

Thickness : 9mm (Approx)



ANGLO
BROWN

Size : 600x1200mm | 60x120cm

Surface : Glossy

Faces : 1 Randoms

Thickness : 9mm (Approx)





DESIGN :
ANGLO BROWN

WWW.SUNGRACIATILES.IN


ANGLO LIGHT

Size : 600x1200mm | 60x120cm

Surface : Glossy

Faces : 1 Randoms

Thickness : 9mm (Approx)




ANGLO
LIGHT

Size : 600x1200mm | 60x120cm

Surface : Glossy

Faces : 1 Randoms

Thickness : 9mm (Approx)



LUSTRO BEIGE

Size : 600x1200mm | 60x120cm

Surface : Glossy

Faces : 1 Randoms

Thickness : 9mm (Approx)




LUSTRO
BEIGE

Size : 600x1200mm | 60x120cm

Surface : Glossy

Faces : 1 Randoms

Thickness : 9mm (Approx)




LUSTRO BIANCO

Size : 600x1200mm | 60x120cm

Surface : Glossy

Faces : 1 Randoms

Thickness : 9mm (Approx)




LUSTRO
BIANCO

Size : 600x1200mm | 60x120cm

Surface : Glossy

Faces : 1 Randoms

Thickness : 9mm (Approx)





DESIGN :
LUSTRO BIANCO

WWW.SUNGRACIATILES.IN


LUSTRO BRONZ

Size : 600x1200mm | 60x120cm

Surface : Glossy

Faces : 1 Randoms

Thickness : 9mm (Approx)



LUSTRO
BRONZ

Size : 600x1200mm | 60x120cm

Surface : Glossy

Faces : 1 Randoms

Thickness : 9mm (Approx)




LUSTRO SILVER

Size : 600x1200mm | 60x120cm

Surface : Glossy

Faces : 1 Randoms

Thickness : 9mm (Approx)




LUSTRO
SILVER

Size : 600x1200mm | 60x120cm

Surface : Glossy

Faces : 1 Randoms

Thickness : 9mm (Approx)





DESIGN :
LUSTRO SILVER

WWW.SUNGRACIATILES.IN

MARSTONE BEIGE

Size : 600x1200mm | 60x120cm

Surface : Glossy

Faces : 1 Randoms

Thickness : 9mm (Approx)




MARSTONE
BEIGE

Size : 600x1200mm | 60x120cm

Surface : Glossy

Faces : 1 Randoms

Thickness : 9mm (Approx)



MARSTONE BEIGE

Size : 600x1200mm | 60x120cm

Surface : Glossy

Faces : 1 Randoms

Thickness : 9mm (Approx)




MARSTONE
BIANCO

Size : 600x1200mm | 60x120cm

Surface : Glossy

Faces : 1 Randoms

Thickness : 9mm (Approx)





DESIGN :
MARSTONE BIANCO

WWW.SUNGRACIATILES.IN


MARSTONE CREMA

Size : 600x1200mm | 60x120cm

Surface : Glossy

Faces : 1 Randoms

Thickness : 9mm (Approx)



MARSTONE CREMA

Size : 600x1200mm | 60x120cm

Surface : Glossy

Faces : 1 Randoms

Thickness : 9mm (Approx)





DESIGN :
MARSTONE CREMA

WWW.SUNGRACIATILES.IN


MARSTONE GREY

Size : 600x1200mm | 60x120cm

Surface : Glossy

Faces : 1 Randoms

Thickness : 9mm (Approx)




MARSTONE
GREY

Size : 600x1200mm | 60x120cm

Surface : Glossy

Faces : 1 Randoms

Thickness : 9mm (Approx)



MOCA CREMA

Size : 600x1200mm | 60x120cm

Surface : Glossy

Faces : 1 Randoms

Thickness : 9mm (Approx)



MOCA
CREMA

Size : 600x1200mm | 60x120cm

Surface : Glossy

Faces : 1 Randoms

Thickness : 9mm (Approx)





DESIGN :
MOCA CREMA

WWW.SUNGRACIATILES.IN

MOCA GREY

Size : 600x1200mm | 60x120cm

Surface : Glossy

Faces : 1 Randoms

Thickness : 9mm (Approx)



MOCA
GREY

Size : 600x1200mm | 60x120cm

Surface : Glossy

Faces : 1 Randoms

Thickness : 9mm (Approx)




MOCA NATURAL

Size : 600x1200mm | 60x120cm

Surface : Glossy

Faces : 1 Randoms

Thickness : 9mm (Approx)




MOCA
NATURAL

Size : 600x1200mm | 60x120cm

Surface : Glossy

Faces : 1 Randoms

Thickness : 9mm (Approx)




STRAR COFFEE

Size : 600x1200mm | 60x120cm

Surface : Glossy

Faces : 1 Randoms

Thickness : 9mm (Approx)




STRAR
COFFEE

Size : 600x1200mm | 60x120cm

Surface : Glossy

Faces : 1 Randoms

Thickness : 9mm (Approx)




STRAR LIGHT

Size : 600x1200mm | 60x120cm

Surface : Glossy

Faces : 1 Randoms

Thickness : 9mm (Approx)




STRAR
LIGHT

Size : 600x1200mm | 60x120cm

Surface : Glossy

Faces : 1 Randoms

Thickness : 9mm (Approx)





DESIGN :
STRAR LIGHT

WWW.SUNGRACIATILES.IN

TWILLIGHT BLUE

Size : 600x1200mm | 60x120cm

Surface : Glossy

Faces : 1 Randoms

Thickness : 9mm (Approx)



TWILLIGHT BLUE

Size : 600x1200mm | 60x120cm

Surface : Glossy

Faces : 1 Randoms

Thickness : 9mm (Approx)




TWILLIGHT BROWN

Size : 600x1200mm | 60x120cm

Surface : Glossy

Faces : 1 Randoms

Thickness : 9mm (Approx)



TWILLIGHT
BROWN

Size : 600x1200mm | 60x120cm

Surface : Glossy

Faces : 1 Randoms

Thickness : 9mm (Approx)





DESIGN :
TWILLIGHT BROWN

WWW.SUNGRACIATILES.IN

TWILLIGHT CREMA

Size : 600x1200mm | 60x120cm

Surface : Glossy

Faces : 1 Randoms

Thickness : 9mm (Approx)




TWILLIGHT CREMA

Size : 600x1200mm | 60x120cm

Surface : Glossy

Faces : 1 Randoms

Thickness : 9mm (Approx)





DESIGN :
TWILLIGHT CREMA

WWW.SUNGRACIATILES.IN

TWILLIGHT NATURAL

Size : 600x1200mm | 60x120cm

Surface : Glossy

Faces : 1 Randoms

Thickness : 9mm (Approx)



TWILLIGHT NATURAL

Size : 600x1200mm | 60x120cm

Surface : Glossy

Faces : 1 Randoms

Thickness : 9mm (Approx)



CLEANING & MAINTAINANCE

1. CLEANING AFTER INSTALLATION

FOR REMOVING THE FOLLOWING RESIDUICE	TYPE OF DETERGENT	DETERGENT NAMES
cement base grout grout lime	buffered acid based	keranet
		cement remover
		deterdek pro
		hmk r63
		solvacid

2. EXTRAORDINARY CLEANING

FOR REMOVING THE FOLLOWING RESIDUICE	TYPE OF DETERGENT	DETERGENT NAMES
grease dust footmarks base cleaning	multipurpose alkaline-based (1)	ps87 pro
		intensivreiniger
		hmk r55
coffee coke fruit juice	multipurpose alkaline-based (1)	coloured stain remover
		super deterjet
wine	oxidizing agent	oxidant candeggina
calcareous deposits	acid-based (1)	viakal
rust	acid-based (1)	acido muriatico diluito
inks felt-tipped pen	solvent-based	diluyente nitro, acqua ragia
		coloured stain remover
pneumatic stains from rubber metals or pencils	abrasive paste (1)	vim clorex (2)
		polishing cream (2)
		detergum (3)
tile joint stains	specific	fuganet
		fugenreiniger
clean on a daily basis	neutral universal degreaser	floor cleaner
		cleaner pro
		pfleregereiniger
		bonamain + / bmain +
		smac expresse sgrassatore

SPECIAL MAINTENANCE

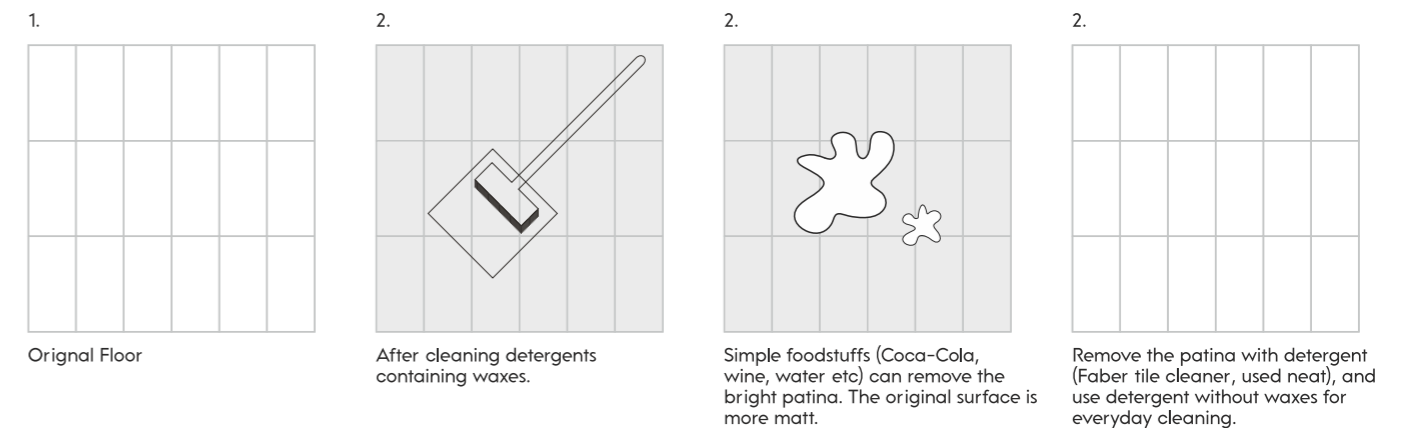
REMOVING GLOSSY GLAZE

Standard detergents that are available in the market sometimes contain waxes or polish additives that, wash after wash, deposit **glossy glaze** on the floor and causes annoying marks. These types of glazes can also settle on some joint grouts. When simply types of foods such as Coke, wine, water, etc., fall on the floor, they remove this type of glossy glaze and restore the **original appearance** of the tiles (a more opaque look). In the middle of the shinier floor, the areas without wax appear as opaque marks, but they are actually the only clean parts of the floor. In these cases, the following must be done:
1. First of all, remove the glossy glaze from the entire floor (see table below);
2. Then, for daily cleaning, use neutral detergents that do not contain wax or polishing glaze

NEVER USE: Waxing and impregnating agents - Acid or alkaline detergents - Abrasive pastes - Abrasive brushes or sponges.

RESIDUES TO BE REMOVED	TYPE OF DETERGENT	DETERGENT NAMES
glossy glaze	weak acidulous	tile cleaner pure (*)

(*) Do not follow the instructions on the package, just apply the pure detergent, leave it on for 5-10 minutes, rub it with soft pads (white, yellow) and rinse it thoroughly with water.




CLEANING "AFTER THE INSTALLATION"

- Cleaning "after the installation" helps remove residues of grout-joints, cement and lime. This is obligatory at the end of the installation, for glazed tiles and unglazed tiles.
 - If the cleaning "after the installation" is not carried out properly or if is not carried out at all, is often a cause of marks that prevent the floor from being clean even if a good daily cleaning is performed.
 - Whenever is possible, especially for medium to large surfaces, it is advisable to use a single-brush machine with soft disks (white or beige).
 - cleaning cement-based grouts mixed with water.
- It is carried out with specific detergents based with buffered and diluted acids. The table below shows some of these detergents, which are easily available in the market.

INSTRUCTIONS ON HOW TO CLEAN "AFTER THE INSTALLATION"

- Clean 4-5 days after the grouting (the grout must be hardened); do not wait over 10 days. In addition to this period, the cleaning can become very laborious.
- Moisten the floor with water before cleaning. This way the groutings are soaked with water and the contact with detergents is reduced.
- Let the detergents operate for limited periods, hence rinse out with water as soon as possible.
- It must not be carried out if the tiled surfaces are very hot (i.e. exposed to the sun during very warm days); this must be avoided as the action of aggressive chemicals become very harsh. On the summer, proceed with the operation during the coolest period of the day.
- Make sure to always perform a precautionary test before using the product (on a tile that is not laid), especially for Lapped or Polished products.
- cleaning for epoxy, bi-component and reagent grouts In these cases the removal must be carried out immediately and carefully following the recommendations of the manufacturers, as these grout harden very fastly, even in a few minutes. Please carefully follow the cleaning mode specified by the manufacturer of the grout used; verify its effectiveness (backlight also) with a preliminary cleaning test before grouting the entire floor/wall.
- "Antislip" tiles that are made with rough and/or textured surfaces must be cleaned very laboriously. Therefore, it is advisable to clean "after the installation", quickly and thoroughly, using a single-brush machine with disks white and beige.

LAYING INSTRUCTION


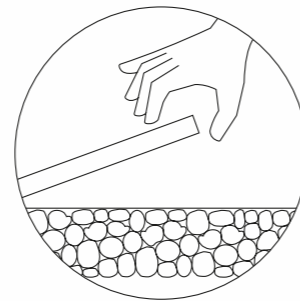


DRY LAYING ON GRASS

In the case of a grass surface, the paving should be laid dry without the use of adhesives. This installation technique is simple, ecological, and can be carried out without specialised personnel. This technique is ideal for rapid creation of elegant paths in public parks and private gardens.

LAYING ON GARVEL

The different installation methods make it possible to create complex spaces while ensuring visual uniformity even when working on diverse substrates. In the presence of a gravel substrate, the floor surface can be installed simply by placement of the tiles without the use of adhesives. This method streamlines the levelling procedure and also guarantees excellent stability. The solution allows the creation of decorative effects using gravel and pebbles of different particle sizes and colours.




LAYING ON SCREED WITH ADHESIVE

The technical characteristics of the glazed vitrified tiles are perfectly compatible also with sandy substrates. This makes the system especially suitable for public areas in the proximity of beaches and in beach bars. Resistant to the action of solar UV radiation and prolonged contact with salt. Impervious to wear caused by sand abrasion. In addition, the R11 A+B+C surface is an advantage for the safety of holiday makers. Installed completely dry, the tiles are the ideal practical and robust solution for seasonal businesses requiring periodic setup and removal operations, such as kiosks or temporary structures in general installed on beaches.

LAYING ON RAISED FLOOR

The Saans' 9mm glazed vitrified tiles are composed of pedestals to raise the floor surface with respect to the base level, resulting in the creation of an underfloor void that can be used to route electrical cables and pipework easily. This allows inspection of technical systems at any time and simple replacement of components if necessary. The system is assembled without adhesives. Dry assembly of the structure is extremely effective in applications where correct drainage is important.



TECHNICAL SPECIFICATION

CHARACTERISTIC	STANDARD AS PER ISO13006:2018/ EN14411 Gr.BIa	MEAN VALUE OF SUNGRACIA	TEST METHOD
Regulatory Properties			
Deviation in length and width	± 0.30 % (±1.00mm)	± 0.10 %	ISO 10545-2
Deviation in thickness	± 5.00 % (±0.50mm)	± 4.00 %	ISO 10545-2
Straightness in side	± 0.30 % (±0.80mm)	± 0.10 %	ISO 10545-2
Rectangularity	± 0.30 % (±1.50mm)	± 0.10 %	ISO 10545-2
Surface flatness central curvature	± 0.40 % (±1.80mm)	± 0.20 %	ISO 10545-2
Surface flatness edge curvature	± 0.40 % (±1.80mm)	± 0.20 %	ISO 10545-2
Surface flatness warpage	± 0.40 % (±1.80mm)	± 0.10 %	ISO 10545-2
Surface quality	> 95% defects free	> 95% defects free	ISO 10545-2
Small Color Difference(For Plain Color)	ΔE <1.00	ΔE < 0.30	ISO 10545-16
Glossiness (Polished)	as per mfg.	Gloss Value > 90	Glossmeter 60°
Glossiness (Matt)	as per mfg.	3° < GLOSS < 7°	Glossmeter 60°
Glossiness (satin/Posh)	as per mfg.	7° < GLOSS < 18°	Glossmeter 60°
Structural Properties			
Water absorption	0.50 % ≤ Ev ≤ 3.00 %	0.060 % ≤ Ev ≤ 3.00 %	ISO 10545-3
Bulk density	as per mfg.	> 2.28 gm/cc	ISO 10545-3
Massive Mechanical Properties			
Modulus of rupture	Min. 30.0 N/mm ²	Min. 35.0 N/mm ²	ISO 10545-4
Breaking strength thickness ≥7.5	Min. 700.0 N	Min. 1000.0 N	ISO 10545-4
Breaking strength thickness ≥7.5	Min. 1100.0 N	Min. 1300.0 N	ISO 10545-4
Breaking strength thickness ≥7.5(For ≥15mm)	Min. 1100.0 N	Min. 1800.0 N	ISO 10545-4
Surface Mechanical Properties			
MOH'S hardness	as per mfg.	Polished Min 4* / Satin, Posh & Matt Min 6	BS EN 15771
Surface abrasion resistance	as per mfg.	Polish Min. Class 2, Satin & Posh Min. Class 3, & Matt Min. Class 4	ISO 10545-7
Deep abrasion resistance	Max. 175mm ³	Max. 132mm ³	ISO 10545-6
Thermal Hydrometric Properties			
Moisture expansion	Max. 0.06%(0.6mm/m)	0.02mm/m	ISO 10545-10
Thermal expansion(COE) at 100°C	as per mfg.	Max. 6.0 x 10 ⁻⁶	ISO 10545-8
Thermal shock resistance	Min. 10 Cycle	Min. 10 Cycle	ISO 10545-9
Impact resistance(COR)	Min. 0.55	Min. 0.55	ISO 10545-5
Frost resistance	as per mfg.	Frost Proof	ISO 10545-12
Chemical Properties			
Resistance to staining glazed	Min. Class 3	Min. Class 4	ISO 10545-14
Resistance to household chemicals & swimming pool salts glazed	Min. Class GB	Min. Class GA	ISO 10545-13
Resistance to low concentrate acid and alkalis glazed	as per mfg.	Min. Class GLA**	ISO 10545-13
Resistance to high concentrate acid and alkalis unglazed	as per mfg.	Min. Class GHB**	ISO 10545-13
Safety Properties			
Skid resistance (COF-WET PENDULAM)##	as per mfg.	Glossy P0(<12), Satin, Posh ≥P1(12-24) Matt ≥P2(25-34)	BS 7976-2
Slip resistance - (Satin / Matt (DCOF) (R value)##	as per mfg.	R9 to R13**	DIN 51130
Fire resistance	as per mfg.	Fire Proof	N.A.

PACKING DETAILS

PRODUCT	SIZE	THICKNESS	TILES / BOX	COVERAGE AREA / BOX	WEIGHT
GVT-PGVT	600x 1200mm	9mm	2 pcs.	1.44 sq. mtr.	27 KG (APPROX)



SUNGRACIA
TILES

SUNGRACIA TILES PVT. LTD.

Opp. Amardham Mandir, Matel Road, Morbi. (Guj.) INDIA.

customer care +91 90330 03545

www.sungraciatiles.in